

Foundation Programme
in Literacy, Numeracy and Skills
(FPLNS)

मराठी

MARATHI

GRADE 7

Educator's Guidelines

Theme 4: Animals and Birds
Domestic Animals

MAHATMA GANDHI INSTITUTE
under the aegis of
MINISTRY OF EDUCATION AND HUMAN RESOURCE
Republic of Mauritius

2026



Table of content

Guide to Educators	iii
Activity 1: Listen and repeat.	1
Activity 2: Identify the names.	2
Activity 3: Cut and paste.	3
Activity 4: Encircle the appropriate words.	5
Activity 5: Write the correct alphabet/s.	6
Activity 6: Colour and describe the pictures.	7
Activity 7: Sentence reading.	8
Activity 8: Fill in the blanks.	10
Activity 9: Labelling.	11
Activity 10: Describe the picture.	12

Guide to Educators

Learning Outcomes

- Share personal preferences regarding animals using phrases like “I like...” or “I don’t like...”.
- Listen to short stories or descriptions about animals and answer basic questions.
- Engage in simple conversations about their favorite animals.
- Learn and use key animal vocabulary (e.g., habitat, sound).
- Practice pronunciation of animal names and associated vocabulary words (kennel, basket, river/pond, milk).

Other Proposed Activities

- Animal charades.
(acting out an animal without speaking)
- Guess animal sound game.
- Crossword.
- Speak about their pets and on animals.

Portfolio Assessment

- Skills-based assessments.

Activities

- Listen and repeat.
- Identify the words.
- Cut and paste.
- Encircle the appropriate word.
- Write the correct alphabets.
- Colour and describe the pictures
- Sentence reading.
- Fill in the blanks.
- Labelling.
- Describe the picture.

Additional Resources

- Use pictures and real-life examples to aid recognition.
- Repetitive Practice through songs and rhymes.
- Videos or audios to display animal sounds.

Activity 1: Listen and repeat.

Reading Activity:

- The Educator reads and explains the song.
- The students listen and repeat the song.

माऊचे चाळ

माऊला सापडली घुंगरांची माळ
ते झाले तिच्या पायातले चाळ
छम्मक छम्मक ऐटीत चालली
ता थै तक् थै नाचू लागली
नाचून नाचून दमली खूप
सपाटून तिला लागली भूक
चोरून ती दूध प्यायला गेली
घुंगराचा आवाज ऐकून आई उठली
मग ती गेली उंदीर शोधायला
आवाज ऐकून तेही लागले पळायला
वैतागून तिने आता चाळ दिलेत फेकून
लक्ष ठेवा हं दूधावर, ती हळूच जाईल पिऊन

कविता क्षीरसागर

The Educator may access the audio-visual version of the above song through this link:

<https://share.google/riJYObTneMHETnAxe>

Other similar resources are available through the following link:

<https://share.google/51619Ys8Vv7MGQ7pJ>

<https://share.google/cI8adAMHZt5IY4m4q>

Activity 2: Identify the words.

Reading Activity:

- The Educator explains the words with emphasis on alphabets.
- The students listen and repeat the words.



गाय



कोंबडी



घोडा



कुत्रा



मासा



पक्षी



मांजर

Activity 3: Cut and paste.



Listening Activity:

The Educator explains the words aloud and asks the students to listen attentively.

The students:

- cut the animals separately.
- paste them on the farmhouse as per the given instructions.

मांजर , मासा , कुत्रा , गाय , पक्षी , घोडा , कोंबडी

काही उदाहरणे आहेत:

- मांजराला घरावर चिकटवा.
- कुत्र्याला कुत्र्याच्या घराजवळ चिकटवा.
- गायीला गवतावर चिकटवा.
- पक्ष्याला झाडावर चिकटवा.
- शेतघराच्या मागे घोडा चिकटवा.
- तलावात मासा चिकटवा.





Activity 4: Encircle the appropriate words.



Listening and Writing Activities:

- The Educator reads aloud the sentences.
- The students identify, encircle and write the words of the animals.

उदाहरण :

कुत्रा काळा आहे.

उत्तर :

(कुत्रा) काळा आहे. (कुत्रा)

१. टोपलीत एक मांजर आहे.

२. गाय गवत चरत आहे.

३. घोडा धावतो.

५. पक्षी उडतो.




६ . कोंबडा आवरतो.

Activity 5: Write the correct alphabet/s.



Writing Activity:

- The students write the missing alphabet/s in the given space.








Activity 6: Colour and describe the pictures.



Speaking Activity:

The students:

- colour the pictures as per the indicated colours.
- describe each coloured animal orally.



Activity 7: Sentence reading.

Reading Activity:

The Educator helps the students to read the sentences.



कुत्रा
एक कुत्रा.
हा कुत्रा आहे.
कुत्रा काळा आहे.
कुत्रा भुंकतो.



मासा
हा मासा.
हा मासा आहे.
मासा मोठा आहे.
मासा निळा आहे.
मासा तलावात आहे.



गाय
ही गाय आहे.
गाय पांढरी आहे.
गाय गवत खाते.
पांढरी गाय दूध देते.

Activity 8: Fill in the blanks.

Writing & Reading Activities:

The students:

- fill in the blanks with the appropriate words.
- read the words related to animals.

१. _____ सुंदर आहे. (मासा, कुत्रा)



२. _____ मोठा आहे. (सिंह, घोडा)



३. ही _____ आहे. (कोंबडी, मासा)



४. _____ पांढरी आहे. (मांजर, गाय)



५. _____ झाडावर आहे. (मासा, पक्षी)



Activity 9: Labelling.



Writing Activity:

- The students write the appropriate names of the animals in the given spaces.

गाय, कुत्रा, कौबडी, मासा, घोडा, पक्षी, मांजर



Activity 10: Describe the picture.



Speaking Activity:

- The Educator helps the students to form sentences orally based on the picture below.

